

ELEV Nano1

User Manual



The Most Popular 2mL 510 Cartridge for Synthetic Cannabis

ELEV Nano1 is a cutting-edge 510 cartridge engineered with precision and innovation. The Vshaped® oil tank design optimizes efficiency, enabling maximum utilization of cannabis concentrates, even in larger volumes, thereby eliminating wastage. Experience an amazing vaping experience with the integration of Formatrix® ceramic heating technology, delivering smooth and consistent hits every single puff. With the revolutionary Spacxfill® design, filling your EDGE Nano1 has never been easier, granting you the largest filling space without having to worry about needle size limitations. Elevate your vaping experience with ELEV Nano1, the epitome of excellence in cannabis consumption.



510 Thread



Spacxfill® Technology




Formatrix® Technology



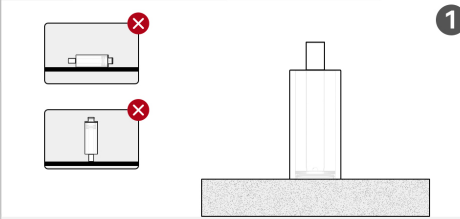
Dual Tip Types

Specifications



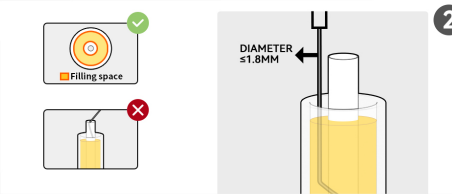
Tank Volume	Press-in Version: $\Phi 14.0 \times 41.5$ (1mL); $\Phi 14.0 \times 48.0$ (1.5mL); $\Phi 14.0 \times 54.5$ (2mL) Snap-in Version: $\Phi 14.0 \times 55.5$ (2mL); $\Phi 14.0 \times 56.5$ (3mL)
Tank Volume	1mL / 1.5mL / 2mL / 3mL
Tank Material	Glass
Mouthpiece Material	PP (Press-In Version); PC (Snap-In Version)
Central Post	Food Grade SUS304, Stainless Steel
Ceramic Coil	Formatrix® Ceramic Heating Coil
Tip Type	Press-In / Snap-In

Filling Instruction



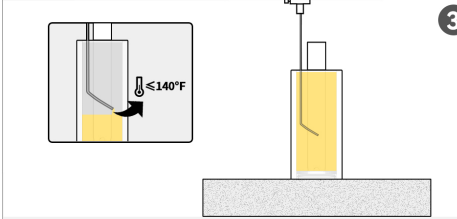
1

- Unpackage the cartridge, and make sure it is vertically upright with the tray.



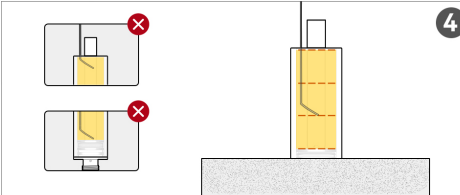
2

- Do not unplug the silicone cap when filling the oil.
- Insert the needle appropriately into filling space, and do not insert it into the central tube.
- Make sure the needle diameter is $\leq 1.8\text{mm}$.



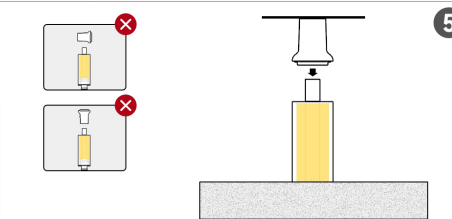
3

- The output temperature must be under 140°F.



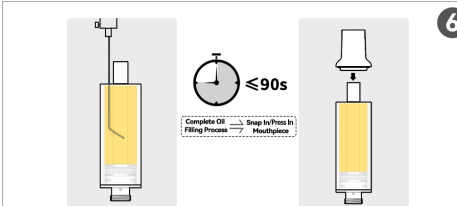
4

- The length of the needle is 2/3 of the height of the oil tank.
- Avoid the needle touching the bottom of the oil tank.
- Fill in 1.45–1.5mL/1.95–2mL for a 1.5mL/2mL cartridge.



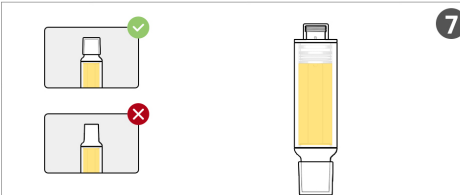
5

- When snapping/pressing in the mouthpiece, it should be vertical to the device and forced evenly.



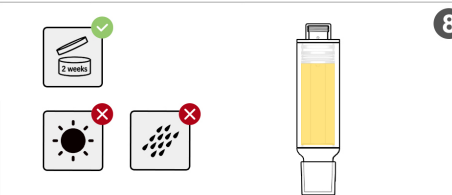
6

- Complete the snapping/pressing process within 90s after filling the oil.



7

- Ensure the silicone cap is on the mouthpiece after completing the filling process.
- Wait 4 hours before use.



8

- Store the products upside down, in a dry, cool place that avoids sunlight.
- After unpacking the product, finish it within 2 weeks for the best taste.

Cilicon Design

Small Investment For Big Achievement With Cannabis SMEs Solutions

ELEV Nano1 User Manual



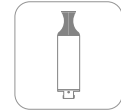
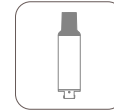
ELEV Nano1

Customization Options

Surface Treatment



Mouthpiece Shape



Color



Your Logo




Contact Us Now to Make It Happen



Fully Customized Services



Exclusive Product



Best Cost-Effective Solution

✉ info@ciliconplus.com

🌐 www.ciliconplus.com

📷 @cilicon

🌐 @cilicon.official

🐦 @CiliconOfficial

📺 @ciliconofficial



Scan with Any Browser
Explore CILICON Anytime