

ELEV Box6

User Manual





Enjoy ELEV Box6, Wherever Life Takes You

ELEV Box6 is a thumb-sized disposable THC vape that works perfectly with Delta 9 cannabis oil. It condenses fresh and tasty flavors at your fingertips, allowing the ultimate enjoyment of a smooth and stable vaping experience anytime, anywhere. With a 1/2 mL oil tank and an exquisite tiny appearance design, it is extremely portable and suitable for various usage scenarios. The Reoregin™ ceramic coil highly restores the terpenes of the oil, providing potent flavor and long-lasting freshness. The BioBaleen™ module with Duair™ technology ensures a smooth and stable user experience by reducing spit-back and oil clogging. Try ELEV Box6 to unlock your senses!



Reoregin™ Technology

Back to the Ultimate Freshness



BioBaleen™ Module

Reduce Spit-Back by 99%



Duair™ Technology

No Oil Clogging




Thumb Sized Box

Extremely Portable

Specifications

Dimension(mm)	56.5H*27.0W*16.0D (0.85 mL)
	56.5H*27.0W*16.0D (1mL)
	63.2H*27.0W*16.0D (2mL)
Tank Volume	0.85mL / 1 mL / 2mL
Battery Capacity	280mAh
Output Power	7.7W
Tank Material	Food Grade PCTG
Mouthpiece Material	Food Grade PC
Central Post	Medical Grade SUS 316L Stainless Steel
Battery Material	AL6063 Aluminum Alloy
Activation	Inhale Activated
Ceramic Coil	Reoregin™ Ceramic Heating Coil
Charging	USB Type-C
Tip Type	Snap-In
LED Indicator	White



Filling Instruction

1

- Unpackage the device, and make sure it is vertically upright with the tray.

2

- Do not unplug the silicone cap when filling the oil.
- Insert the needle appropriately into filling hole A or B, and do not insert it into the central post.
- Make sure the needle diameter is $\leq 1.8\text{mm}$.

3

- The output temperature must be under 140°F .

4

- The length of the needle is 2/3 of the height of the oil tank.
- Avoid the needle touching the bottom of the oil tank.
- Fill in 0.95-1.0mL for a 1mL device.
- Fill in 1.95-2.0mL for a 2mL device.

5

- When snapping in the mouthpiece, it should be vertical to the device and forced evenly.

6

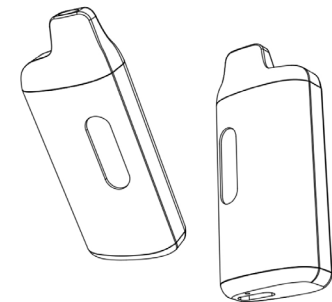
- Complete the snapping process within 90s after filling the oil.

7






- Ensure the silicone cap is on the mouthpiece after completing the filling process.
- Wait 4 hours before use.

8

- Store the device in a dry, cool place that avoids sunlight.
- After unpacking the product, finish it within 2 weeks for the best taste.



Operating Instructions & Other Functions




Category	Function	Instruction	The LED Indicator	Tips
Operation	Start	 Inhale	☹☹ Lights Up	· The light gradually turns down when stop vaping.
	Charging	 Plug in	☹☹ On: Charging ☹☹ Off: Fully Charged ☹☹ Unplugging: 3 Blinks	
Other Functions	Overdose Protection	 A Puff $\geq 10s$	☹☹ 2 Blinks	· The device shuts down after the light blinks.
	Low Battery	 Inhale	☹☹ 10 Blinks	· The device shuts down after the light blinks.
	Short-Circuit Protection	 Inhale	☹☹ On for 2s	· A breakdown occurs, the device shuts down after the LED indicator is off.




Cilicon Designed™




Small Investment For Big Achievement With Cannabis SMEs Solutions



Customization Options

Surface Treatment <    >

Visible Oil Tank <    >

Your Logo <    >

Case Presentation



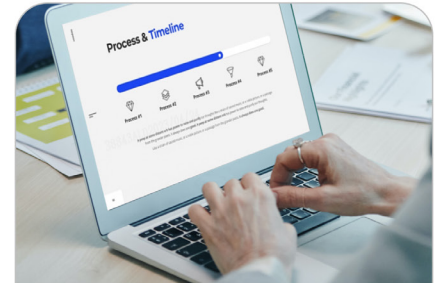
Contact Us Now to Make It Happen



Fully Customized Services



Exclusive Product



Best Cost-Effective Solution

✉ info@ciliconplus.com

🌐 www.ciliconplus.com

🌐 www.ciliconplus.com

📧 [@cilicon](https://www.ciliconplus.com)

📧 [@cilicon](https://www.ciliconplus.com)

📧 [@ciliconofficial](https://www.ciliconplus.com)



Scan with Any Browser
Explore CILICON Anytime