

EDGE Nano2

User Manual





Shining Through Your True Color

EDGE Nano2 is the epitome of cost-effectiveness, perfectly designed to accommodate THC oil and meet the daily vaping needs of various individuals without any hassle. It is made of safe materials and has a secure structure. With the passing of multiple rigorous tests, EDGE Nano2 assured that there is no risk of heavy metal contamination or oil degradation, even with long-term and frequent use. The quick and convenient snap-in mouthpiece commits to an excellent production process of oil filling in the factory, guaranteeing high efficiency. The ergonomic mouthpiece shape offers a comfortable vaping experience, and the 510 thread works well with different batteries. With Cilicon's® featured customization service, your branding ideas can be fully expressed. Get the EDGE Nano2 and embrace your true colors!



Cost Effective



510 Thread



Food Grade Materials



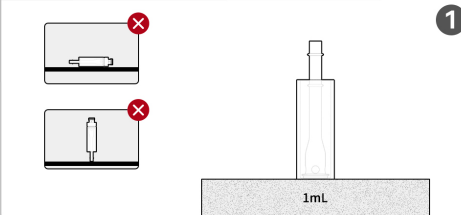
Snap-In Mouthpiece

Specifications

Dimension(mm)	Φ10.5*63.4
Mouthpiece Height(mm)	24.5
Tank Volume	1 mL
Tank Material	Glass
Mouthpiece Material	Food Grade PC
Central Post	Medical Grade SUS 316L
Ceramic Coil	Formatrix® Ceramic Heating Coil
Tip Type	Snap-In

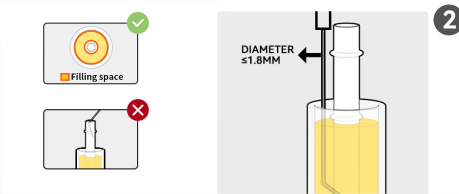


Filling Instruction



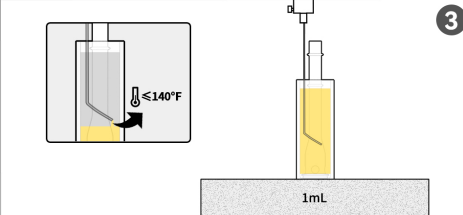
1

- Unpackage the cartridge, and make sure it is vertically upright with the tray.



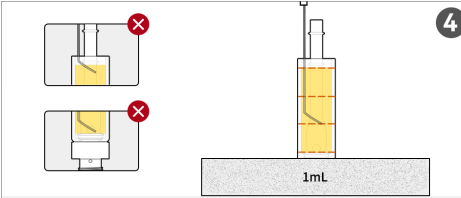
2

- Do not unplug the silicone cap when filling the oil.
- Insert the needle appropriately into filling space, and do not insert it into the central tube.
- Make sure the needle diameter is $\leq 1.8\text{mm}$.



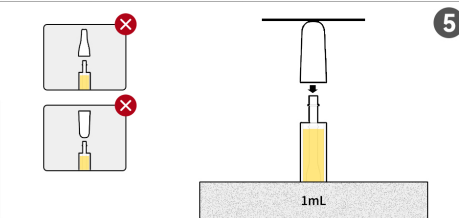
3

- The output temperature must be under 140°F .



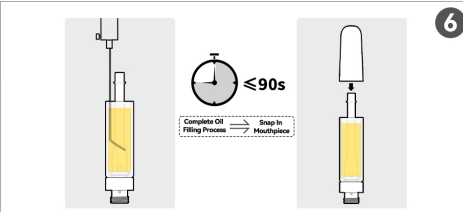
4

- The length of the needle is 2/3 of the height of the oil tank.
- Avoid the needle touching the bottom of the oil tank.
- Fill in 0.95-1.0mL for this cartridge.



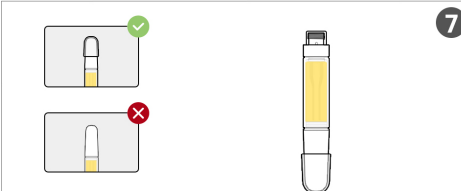
5

- When snapping in the mouthpiece, it should be vertical to the device and forced evenly.



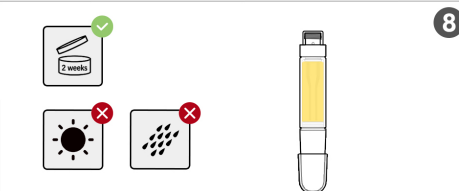
6

- Complete the snapping process within 90s after filling the oil.



7

- Ensure the silicone cap is on the mouthpiece after completing the filling process.
- Wait 4 hours before use.



8

- Store the products upside down, in a dry, cool place that avoids sunlight.
- After unpacking the product, finish it within 2 weeks for the best taste.

Cilicon Design

Small Investment For Big Achievement With Cannabis SMEs Solutions


EDGE Nano2 User Manual



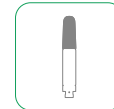
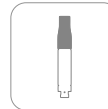
EDGE Nano2

Customization Options

Surface Treatment



Mouthpiece Shape



Color



Your Logo



Contact Us Now to Make It Happen

EDGE Nano2 User Manual



Fully Customized Services



Exclusive Product



Best Cost-Effective Solution

✉ info@ciliconplus.com

🌐 www.ciliconplus.com

📷 @cilicon

📺 @cilicon.official

🐦 @CiliconOfficial

📺 @ciliconofficial



Scan with Any Browser
Explore CILICON Anytime